

High Performance Automated Cell

ANW-3500

Increased Work Envelope.
Combination of Swing-Arm Robot + Peripheral Equipment Enables High Performance Automated Cells.

The ANW-3500 is suitable for automotive parts such as torque converters, differential cases, rotors and disk brakes. By installing the auxiliary loader, front and back turning is possible.

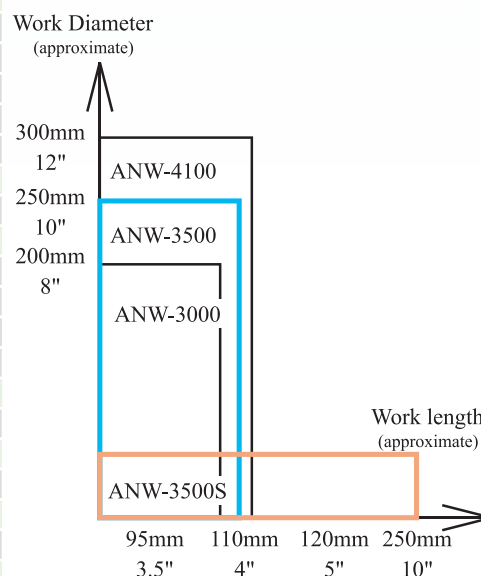
The ANW-3500S features twin tail-stock with dual spindles and is suitable for shaft parts, drive pinions, outer races, CVTs and CVJs.



High Performance Automated Cell
ANW3500

		ANW-3500
Recommended work size	mm [inch]	φ 250 X 110 [φ 10 X 4]
Spindle dia.	mm [inch]	φ 100 [3.9]
Spindle nose		A2-6
Spindle bore	mm [inch]	φ 56 [2.2]
Spindle speed	r.p.m	Max.3500
Spindle motor	kw [hp]	15/18.5 [20/25]
Number of tool positions		8
Chuck size	inch	8 (10)
CNC control		FANUC 180i-TB
Slide stroke (X-axis)	mm [inch]	225 [8.86]
Slide stroke (Z-axis)	mm [inch]	405 [15.94]
Feed motor (X-axis)	kw [hp]	3.0 [4.0]
Feed motor (Z-axis)	kw [hp]	3.0 [4.0]
Robot		L292-L
Carrying capacity	kg [lb]	7 + 7 [15.4+15.4]
Footprint	mm [inch]	3490 X 1955 [11'5" X 6'5"]
Machine height	mm [inch]	2310 [7'7"]
Machine		ANW-3500S
Max. work length	mm [inch]	250 [10]
Center		Built-in center MT No.4

The above photo includes options.



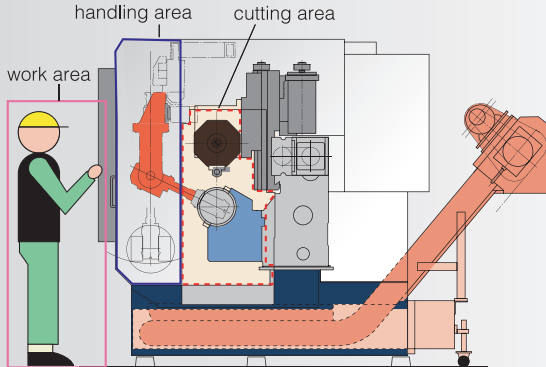
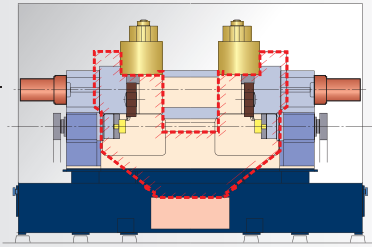
Note: Specifications subject to change without notice.

For a safe and clean environment

Vertical bed for effective chip disposal

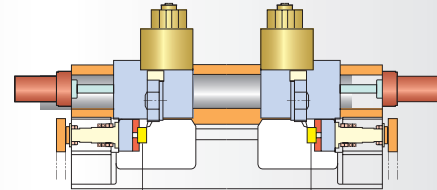
The ANW-3500 features a vertical column with the cutting point directly above the chip disposal port at the bottom of the cutting area.

Combined with Fuji's hinge-type chip conveyor (standard equipment) chips are cleared quickly and thoroughly from the cutting area.




Rough and finish cutting

Dual opposed spindles are mounted on the rock-solid column designed through CAE structural analysis. Light and heavy machining is possible simultaneously on both spindles.



Interrupted cutting steel


Finishing of aluminum



2-spindle 1-robot



Fast and accurate turret



Auxiliary loader



Swing Arm Robot L292

Configure a compact and flexible custom manufacturing system

The 4-axis control swing-arm robot L292 can access the peripheral devices at the front, back, left and right of the machine, minimizing the distance between machines.

Workpieces flow along the traverse axis in front of the operator so that the operator can check parts from station to station.

Tailstock



Automated Process Perfection

(847) 821-2432 • www.fujimachine.com