


*Punch – laser
combination
machine*

STRIPPIT PL

ONE MACHINE, TWO TECHNOLOGIES



STRIPPIT PL

COMPLETE PART PROCESSING

The Strippit PL combines high-accuracy punching with the speed and versatility of fiber laser cutting for complete part processing on one machine. The combination of technologies eliminates processes, reduces production time and material handling, providing high quality parts.



TECHNOLOGY PIONEER

Strippit introduced punch-laser technology to the industry in 1978 and has refined it for today's workshop demands. Strippit PL is the next generation of combination machine – a punch, laser, form, bend and tapping center more flexible than ever because of technology advances.

VERSATILE PUNCH PRESS

Offered in single-head or turret styles, 200 or 300 kN configurations, the Strippit PL provides a versatile mix of tool stations – fully indexable to enhance capacity and reduce set-up time.



EFFICIENT FIBER LASER

The solid-state fiber laser offers high cutting speed and high wall plug efficiency. It delivers maximum cutting performance and 99.9% reliability.





FULL SHEET PROCESSING

Cut and punch a full-size workpiece without the need to reposition.



EASY-TO-USE CONTROL

The latest LVD Touch interface is easy to operate for any level of user.



COMBINATION ADVANTAGES

Performing multiple processes on one machine with one worksheet clamping (no repositioning) means less set up time, fewer or no secondary operations and improved part quality, which results in shorter lead times and reduced operating costs.

PUNCHING PRODUCTIVITY

For batch runs and producing formed parts, the cost-per-part efficiency and productivity of the modern punch press can't be matched.



ADVANCED PUNCHING, FORMING AND BENDING

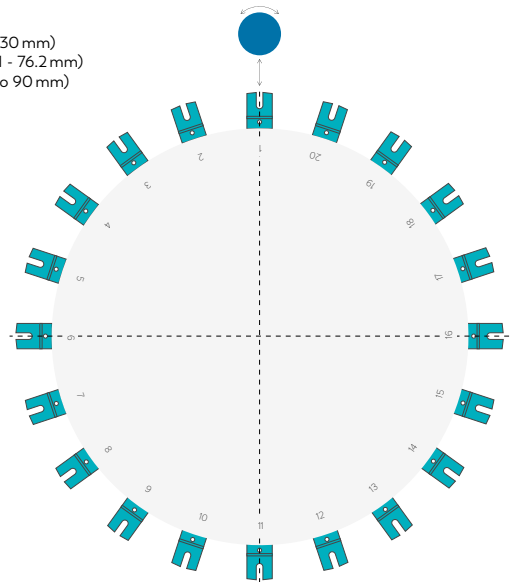
The Strippit PX 1530-L can punch, form, bend and tap, forming flanges up to 75 mm high, as well as counter-sinking, wheeling and scribing. This single-head punch press has 20 indexable tool stations and holds tools as large as 90 mm in diameter.

SCRATCH-FREE PROCESSING

The retractable die used on the Strippit PX 1530-L ensures scratch-free punching and forming.

T-style

- Size 1 (Ø 0 - 30 mm)
- Size 2 (Ø 30.1 - 76.2 mm)
- Size 3 (Ø upto 90 mm)



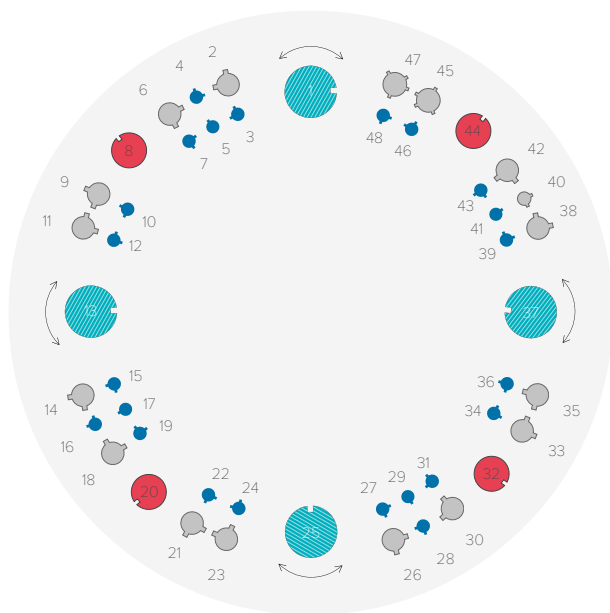
ALL-TOOL ROTATION

Set up and tool change time is minimised with the single-head punch press which features a circular tool magazine that allows every tool to rotate 360 degrees.




HIGH-TONNAGE CAPACITY

For high-production needs, the 48-station Strippit V 1530-L delivers 300 kN of punching force and features four large, programmable 88.9 mm auto-index stations. Turret capacity can be further expanded with the use of indexable multi-tools.



- A station - Ø12.7mm
- B station - Ø31.7mm
- C station - Ø50.8mm
- D index station - Ø88.9mm



DYNAMIC STABILITY

The machine's X-axis moves across the frame while the Y-axis table moves along the length of the frame driven by two ball screws for dynamic stability. The rack and pinion drive system eliminates backlash and ensures accurate positioning.



ENERGY-EFFICIENT DESIGN

All Strippit PL models are equipped with an Energy Reduction System (ERS) to minimise power consumption.

LASER CUTTING FLEXIBILITY

Cut high-quality outer contours and unlimited shapes with the fiber laser.



LEADING-EDGE CUTTING HEAD

The Strippit PL is equipped with an auto-focus cutting head with crash protection. The cutting head automatically adjusts the focal point to the desired position and beam diameter to achieve the best possible cutting results from simple to complex forming profiles.



LASER & CONTROL PACKAGE

The 4 kW fiber laser can handle a full range of cutting applications. The integrated control and laser drive system delivers high-efficiency operation and top reliability.



BUILT FOR STABILITY

The laser head is mounted on the frame and rides along its own Y-axis by a rack and pinion drive system. When not in use, the laser head is parked up and out of the way, protected by the machine frame.



LARGE PART CHUTE

A large 400 x 1500 mm parts chute pivots to gently slide laser cut parts or scrap into a bin or opens to drop or release parts from a skeleton.



MOVIT

MOVIT AUTOMATION

MOVit automation options make maximum productivity and process reliability possible.

- Compact Autoload is a single storage unit, handles 1525 x 3050 mm sheets with material thicknesses up to 4 mm and capacity of 3000 kg.
- Compact Tower (CT-P) is a material storage and retrieval tower with 6 or 10 pallets. It handles sheets up to 1525 x 3050 mm with material thicknesses up to 4 mm and has a storage capacity of 3000 kg per shelf.
- Flexible Automation (FA-P) for PX models is an advanced load/unload and part picking system with a large stacking area. It handles sheets up to 1525 x 3050 mm and material thicknesses up to 4 mm.
- Tower Automation System (TAS) offers a single or double tower storage system that can be integrated with up to two machines.
- Warehouse Automation System (WAS) provides a minimum of three towers and a custom number of towers in single or double rows. The system can be connected to multiple machines using integrated load/unload devices. WAS allows for full lights-out production as finished sheets are returned to available storage.

SPECIFICATIONS

	PX 1530-L	V 1530-L
FOOTPRINT		
Width	8393 mm	8393 mm
Depth	8838 mm	8838 mm
Height	2513 mm	2513 mm
MAX. HIT RATE AT 4 MM WORKING STROKE ⁽¹⁾		
Punching 1,0 mm pitch	910 HPM	910 HPM
Punching 25,4 mm pitch	440 HPM	440 HPM
Marking	1750 SPM	1750 SPM
WORKING RANGE		
Nominal worksheet size	3050 x 1550 mm	3050 x 1550 mm
Max. sheet thickness	6.5 mm	6.5 mm
Max. workpiece weight	150 kg	150 kg
Max. punching capacity	200 kN	300 kN
Brush table	x	x
Programmable work clamps	x	x
Controller	Touch PL	Touch PL
Combined positioning speed X-Y	128 m/min	128 m/min
Punch and laser work chute	400 x 1500 mm	400 x 1500 mm
TOOLING		
Configuration	T Style	Thick
Tool change time	3 to 6,5 s	0,9 to 2,1 s
Tool configuration	20 stations	48 stations / 40 stations
Auto-index stations	20 / 200	4 / 76
Wheel tool capacity	x	x
Tapping tool capacity	x	x
Indexable Multi-Tool capacity	x	x
AUTOMATION OPTIONS		
	FLEXIBLE AUTOMATION (FA-P)	COMPACT TOWER (CT-P)
Max. sheet capacity	1525 x 3050 mm	1525 x 3050 mm
Min. sheet dimensions	500 x 1000 mm	1000 x 1000 mm
Max. weight/pallet	3000 kg	3000 kg
Max. height/pallet	240 mm	160 mm
Footprint (L x W)	± 20 x 10,5 M	± 17 x 10,5 M
LASER SPECIFICATIONS - 4 KW FIBER		
Maximum laser power	4000 W	4000 W
Maximum thickness mild steel	10 mm	10 mm
Maximum thickness aluminium	10 mm	10 mm
Maximum thickness stainless steel	10 mm	10 mm
CONSUMPTION VALUES		
Average power input in production 4kW	23,7 kW	23,7 kW
Automatic shutdown active in standby	0,9 kW	0,9 kW

⁽¹⁾ material thickness + tip recess + die penetration - Specifications subject to change without prior notice.